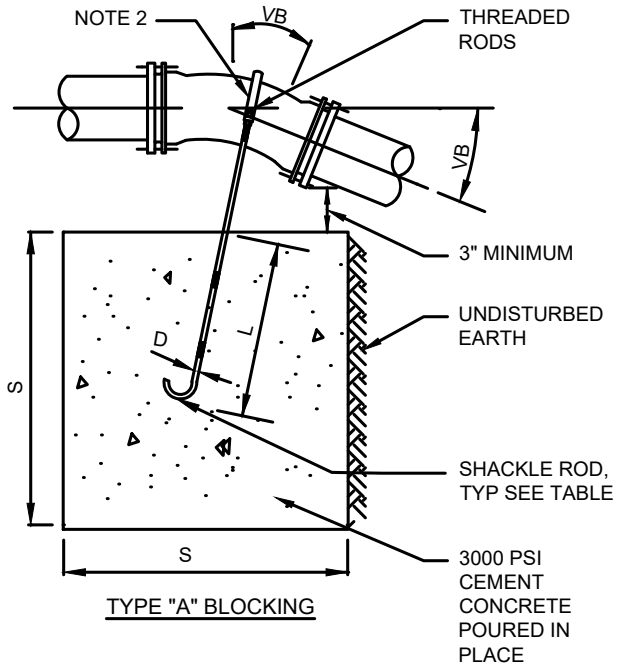


TYPE "A" BLOCKING FOR 11 1/4°-22 1/2°-33 3/4° VERTICAL BENDS						
PIPE SIZE NOM. DIAMETER- INCHES	VB	S	D	L		
DESIGN PRESSURE PSI	VERTICAL BEND DEGREES	No. OF CU. FT. OF CONC. BLOCKING	SIDE OF CUBE LIN. FT.	DIAM. OF THREADED RODS (2) SS INCHES	DEPTH OF RODS IN CONCRETE LIN. FT.	
4"	300	11 1/4	8	2	5/8"	1.5
		22 1/2	11	2.2		2.0
		33 3/4	17	2.6		
6"	300	11 1/4	11	2.2	5/8"	2.0
		22 1/2	25	2.9		
		33 3/4	41	3.5		
8"	300	11 1/4	16	2.5	5/8"	2.0
		22 1/2	47	3.6		
		33 3/4	70	4.1		
12"	250	11 1/4	32	3.2	5/8"	2.0
		22 1/2	88	4.5	7/8"	3.0
		33 3/4	132	5.1		
16"	225	11 1/4	70	4.1	7/8"	3.0
		22 1/2	184	5.7	1 1/8"	4.0
		33 3/4	275	6.5	1 1/4"	
20"	200	11 1/4	91	4.5	7/8"	3.0
		22 1/2	225	6.1	1 1/4"	4.0
		33 3/4	330	6.9	1 3/8"	4.5
24"	200	11 1/4	128	5.0	1"	3.5
		22 1/2	320	6.8	1 3/8"	4.5
		33 3/4	480	7.9	1 7/8"	5.5

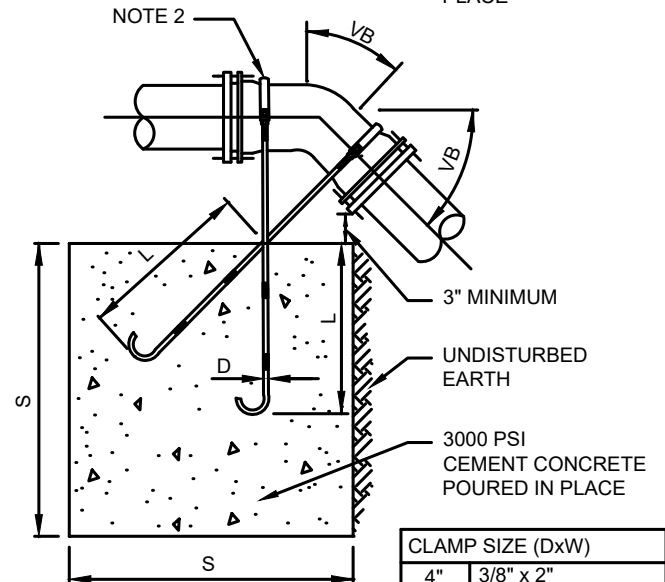
TYPE "B" BLOCKING FOR - 45° VERTICAL BENDS						
	VB	S	D	L		
4"	300	45	30	3.1	5/8"	2.0
6"			68	4.1		
8"			123	5.0		
12"	250		232	6.1	3/4"	2.5
16"	225		478	7.8	1 1/8"	4.0
20"	200		560	8.2	1 1/4"	
24"			820	9.4	1 3/8"	4.5

NOTES:

1. APPROVAL OF LOCATION FROM THE DISTRICT IS REQUIRED PRIOR TO INSTALLATION.
2. PIPE CLAMP SHALL BE GALVANIZED. BAR AND HARDWARE SHALL BE STAINLESS STEEL.

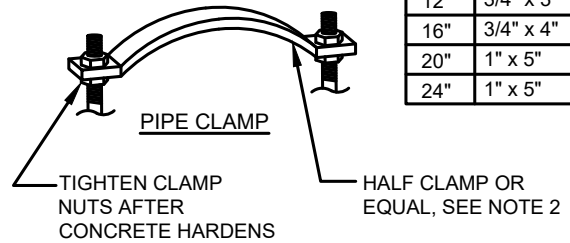


TYPE "A" BLOCKING




TYPE "B" BLOCKING

CLAMP SIZE (DxW)	
4"	3/8" x 2"
6"	1/2" x 2-1/2"
8"	1/2" x 2-1/2"
12"	3/4" x 3"
16"	3/4" x 4"
20"	1" x 5"
24"	1" x 5"



SCALE: NTS



Silver Lake Water & Sewer District

VERTICAL ANCHOR BLOCK

DATE: 11-2022	DWG: G1
---------------	---------