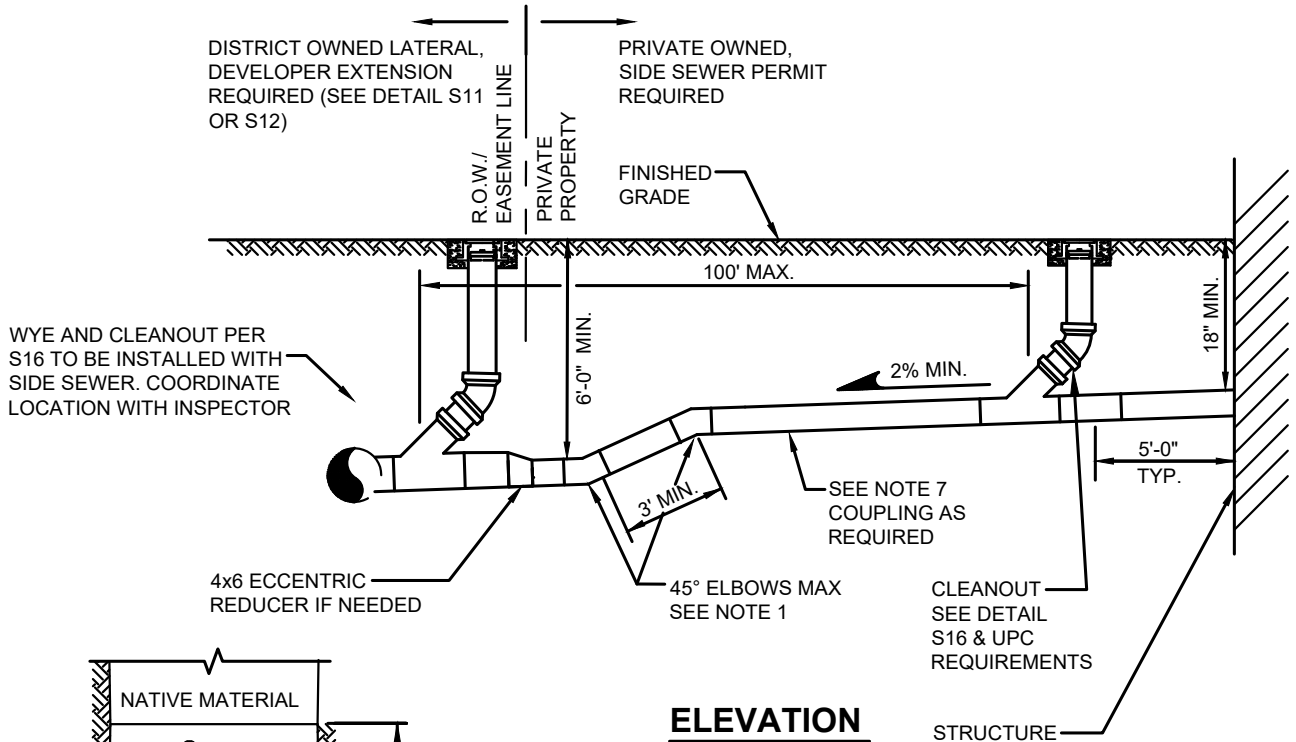
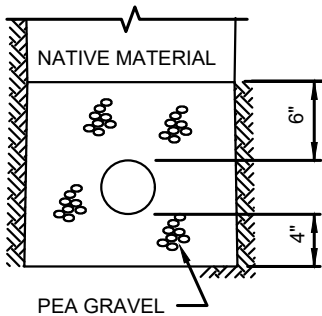


PLAN



ELEVATION




TRENCH SECTION

7. 4" SEWER PIPE MINIMUM SIZE ON PRIVATE RESIDENTIAL PROPERTY. 6" SEWER PIPE MINIMUM SIZE ON COMMERCIAL PROPERTIES AND DUPLEXES.
8. 2% MINIMUM GRADE, 100% MAXIMUM (45°).
9. ALL CONSTRUCTION REQUIRES A PERMIT AND PAYMENT OF DISTRICT CONNECTION FEES.
10. PIPE TO BE BEDDED WITH PEA GRAVEL TO LIMITS SHOWN.
11. INSTALL BACKWATER VALVE WHERE REQUIRED BY UPC. SEE S17 AND S18 FOR DETAILS.
12. SCHEDULE INSPECTION WITH DISTRICT 24 HOURS IN ADVANCE.

NOTES:

1. BENDS SHALL NOT BE GREATER THAN 45°. MINIMUM DISTANCE BETWEEN BENDS SHALL BE 3' UNLESS APPROVED BY DISTRICT.
2. CLEAN OUT IS REQUIRED MID-RUN FOR EACH PIPE LENGTH GREATER THAN 100' AND FOR EACH 90° ACCUMULATED BEND.
3. BACKFILL FOR PAVED AREA SHALL BE 5/8" MINUS CRUSHED SURFACING TOP COURSE, COMPACTED IN 12" LIFTS
4. ALL PLUMBING OUTLETS SHALL BE CONNECTED TO THE SEWER. NO DOWNSPOUTS OR STORM DRAINAGE MAY BE CONNECTED TO THE SEWER SYSTEM.
5. 18" MINIMUM COVERAGE OVER PRIVATE SIDE SEWER.
6. LAY PIPE IN STRAIGHT LINE BETWEEN BENDS. MAKE ALL CHANGES IN GRADE OR LINE WITH AN ELBOW OR WYE. 90° CHANGE SHALL BE ELBOW AND WYE.



Silver Lake Water & Sewer District

**PRIVATE SIDE SEWER
INSTALLATION**

DATE: 11-2022	DWG: S14
---------------	----------